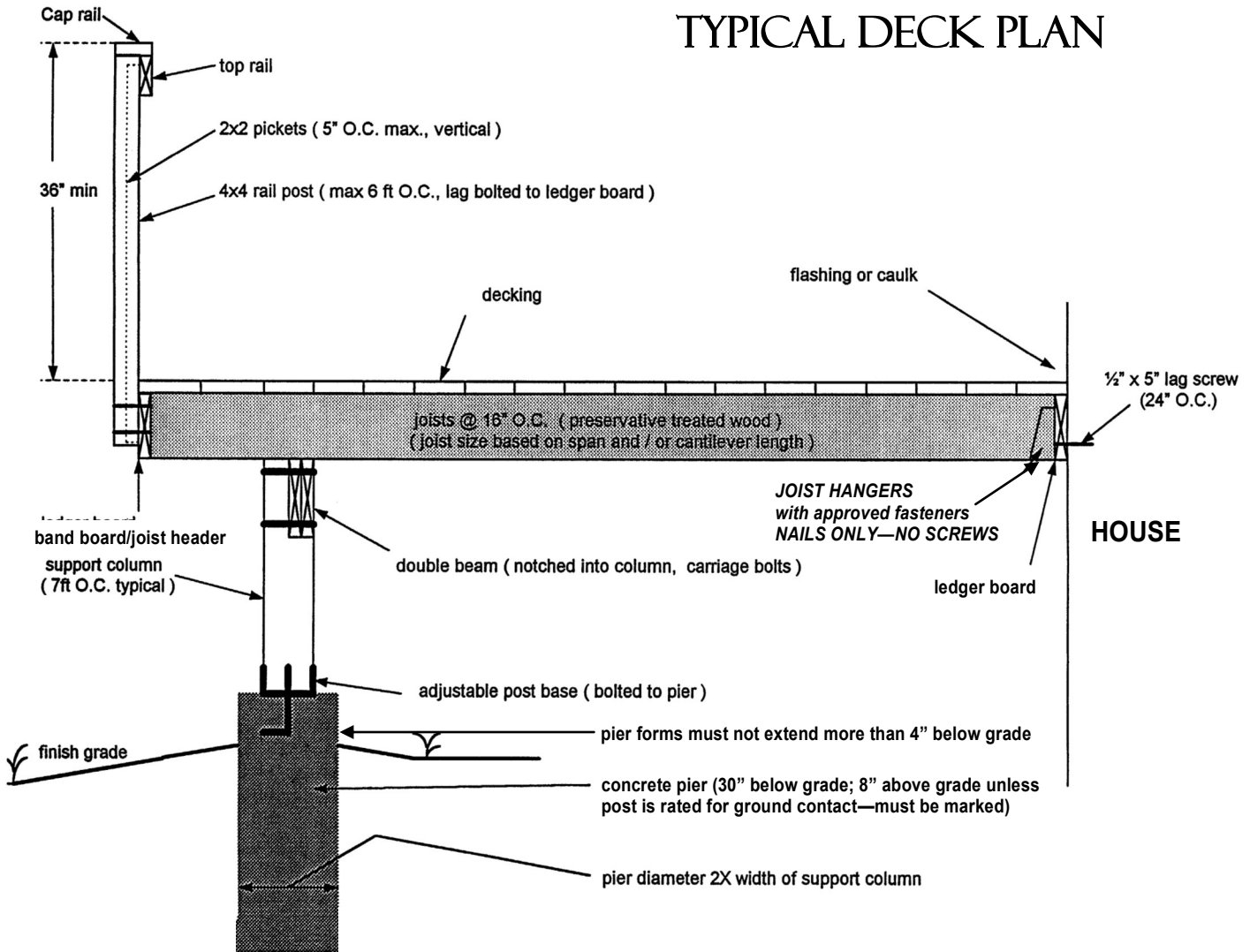


CITY OF VALLEY PARK
DEPARTMENT OF COMMUNITY DEVELOPMENT
55 CRESCENT AVENUE VALLEY PARK, MO. 63088
(636)-225-5171



RESIDENTIAL
TYPICAL DECK PLAN
AND DETAILS

TYPICAL DECK PLAN



BE SURE TO USE THE PROPER HARDWARE AND FASTENERS FOR THE TYPE OF TREATED LUMBER USED.

GRASPABLE HANDRAILS

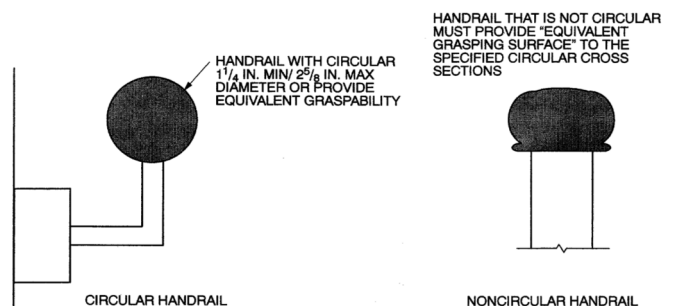
Handrails having a minimum and maximum heights of 34 inches and 38 inches, respectively, measured vertically from the nosing of the treads, shall be provided on at least one side of stairways. All required handrails shall be continuous the full length of the stairs with two or more risers from a point directly above the top riser of a flight to a point directly above the lowest riser of the flight. Ends shall be returned or shall terminate in newel posts or safety terminals. Handrails adjacent to a wall shall have a space of not less than 1½ inches between the wall and the handrail.

GRASPABLE HANDRAIL GRIP SIZE

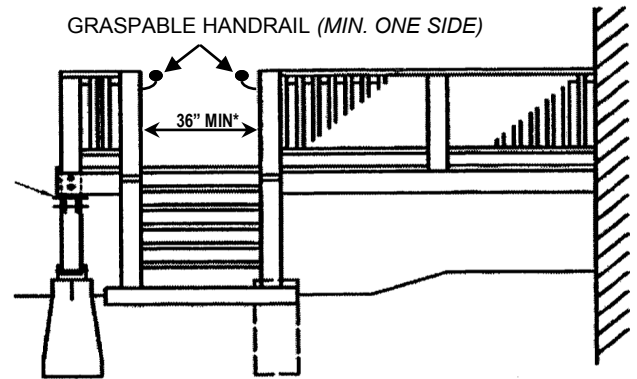
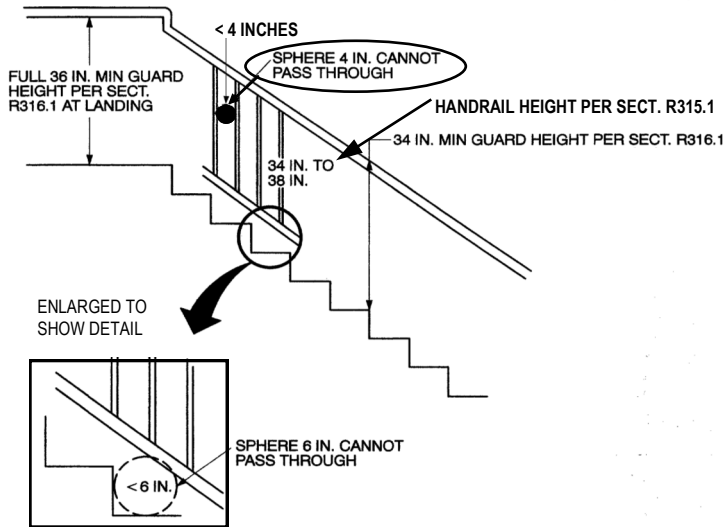
The handgrip portion of handrails shall have a circular cross section of 1¼ inches minimum to 2⅝ inches maximum. Other handrail shapes that provide an equivalent grasping surface are permissible.

Edges shall have a minimum radius of 1/8 inch.

**** Maximum graspable surface— 6¼ inches ****

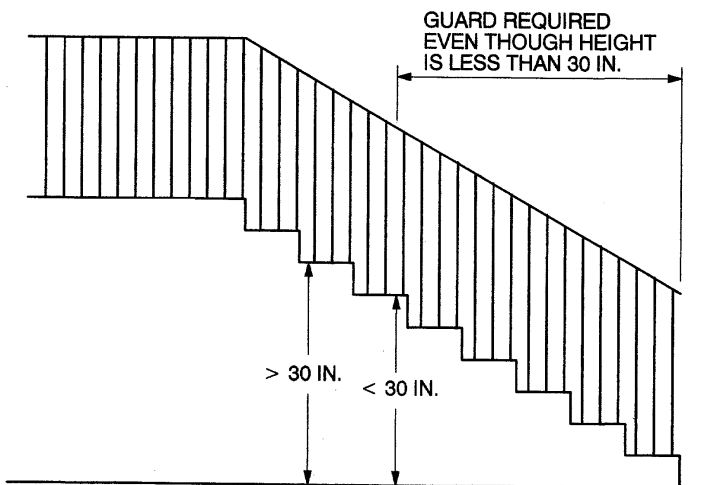


SAMPLE ELEVATION AND STAIR DETAIL



- *STAIRWAY CLEARANCES** The minimum clear width of the stairway with:
- handrail on one side - 31½ inches
 - handrail on both sides - 27 inches

IF STAIR IS MORE THAN 30 IN. ABOVE THE FLOOR BELOW AT ANY POINT OF THE STAIR'S FLIGHT, A GUARD IS REQUIRED ALONG THE OPEN SIDE.



GUARDRAILS REQUIRED

Decks, porches, balconies or raised floor surfaces located more than 30 inches above the floor or grade below shall have guards not less than 36 inches in height.

GUARDRAIL OPENING LIMITATIONS)

Required guards on open sides of stairways, raised floor areas, balconies, porches and decks shall have intermediate rails or ornamental closures that do not allow passage of a sphere 4 inches in diameter. Required guards shall not be constructed with horizontal rails or other ornamental pattern that results in a ladder effect.

TREADS & RISERS

The maximum riser height shall be 7¾ inches and the minimum tread depth shall be 10 inches. The riser height shall be measured vertically between leading edges of the adjacent treads.

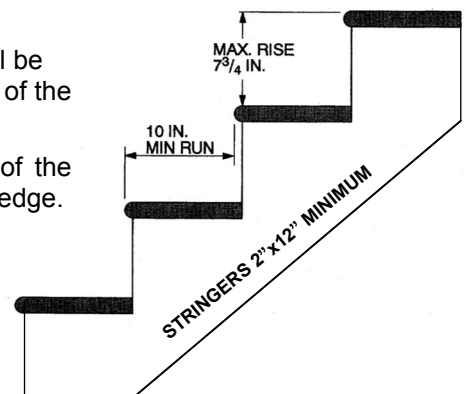
The tread depth shall be measured horizontally between the vertical planes of the foremost projection of adjacent treads and at a right angle to the tread's leading edge.

The walking surface of treads and landings of a stairway shall be sloped no steeper than one unit vertical in 48 units horizontal (2 percent slope). The greatest riser height within any flight of stairs shall not exceed the smallest by more than 3/8 inch. The greatest tread depth within any flight of stairs shall not exceed the smallest by more than 3/8 inch.

PROFILE

The radius of curvature at the leading edge of the tread shall be no greater than 9/16 inch. A nosing not less than 3/4 inch but not more than 1¼ inches shall be provided on stairways with solid risers. The greatest nosing projection shall not exceed the smallest nosing projection by more than 3/8 inch.

CLOSED RISERS ARE REQUIRED. If the opening between treads does not permit the passage of a 4-inch-diameter sphere (opening must be less than 4 inches), open risers are permitted.



INDICATE ANY NEW OPENINGS THAT ARE BEING CREATED FOR ACCESS TO DECK. INDICATE HEADER SIZE AND SHOW ELEVATION.

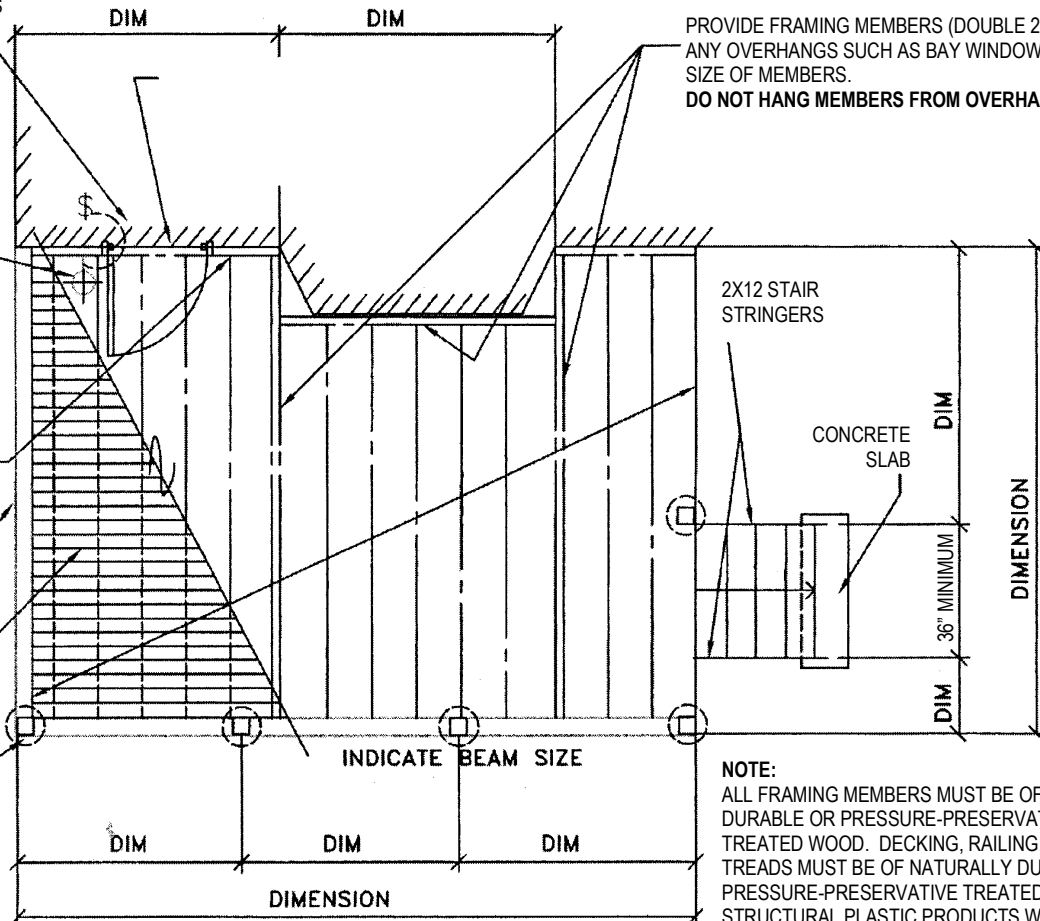
EXTERIOR LIGHT FIXTURE WITH INTERIOR SWITCH REQUIRED AT NEW DOORS.

GALVANIZED JOIST HANGERS AT BOTH ENDS (TYPICAL)

INDICATE GUARD RAIL ON PLAN VIEW

INDICATE DECKING TYPE AND SIZE

INDICATE POST SIZE, PIER SIZE AND LOCATION



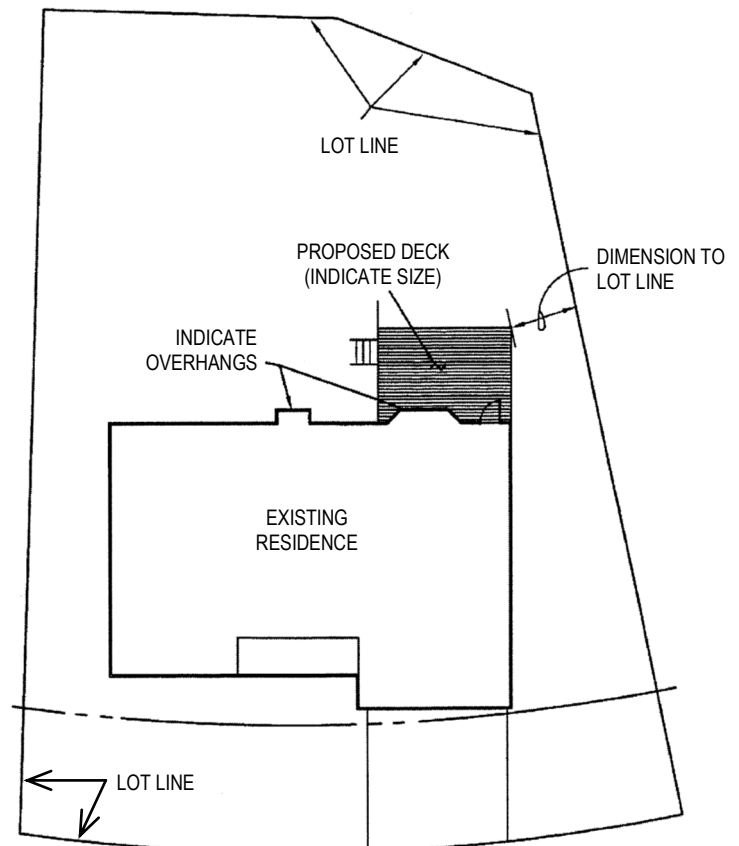
PROVIDE FRAMING MEMBERS (DOUBLE 2Xs) AROUND ANY OVERHANGS SUCH AS BAY WINDOWS. INDICATE SIZE OF MEMBERS. DO NOT HANG MEMBERS FROM OVERHANGS.

NOTE:
ALL FRAMING MEMBERS MUST BE OF NATURALLY DURABLE OR PRESSURE-PRESERVATIVE TREATED WOOD. DECKING, RAILING, AND STAIR TREADS MUST BE OF NATURALLY DURABLE OR PRESSURE-PRESERVATIVE TREATED WOOD OR STRUCTURAL PLASTIC PRODUCTS WITH A VALID ICC-EVALUATION (ICC-ES) REPORT

FASTENERS FOR PRESSURE-PRESERVATIVE TREATED WOOD SHALL BE HOT-DIPPED GALVANIZED STEEL, STAINLESS STEEL, SILICON BRONZE OR COPPER. (EXCEPTION: ONE-HALF INCH DIAMETER OR GREATER STEEL BOLTS.)

TYPICAL FOUNDATION AND FRAMING PLAN

TYPICAL PLOT PLAN



CITY OF Valley Park

► REVIEWED ◀

BUILDING INSPECTOR

DATE